


How to enter the elk draw from your online account


Skip the line, do it online! The elk draw opens April 15 and closes June 10. This draw is open to qualifying Ontario residents only. A fee is required to enter this draw.



Step 1

Visit www.huntandfishontario.com and select **“Buy Licences and Enter Draws,”** then login to your online account. If you haven't already set up your online account, please reference the **How to create an online account** tip sheet.

Once logged into your account, select **“Hunting,”** then **“select”** Elk Draw Entry.

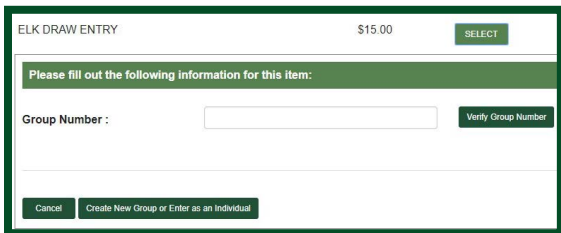


Step 2

There are two options when entering the elk draw.

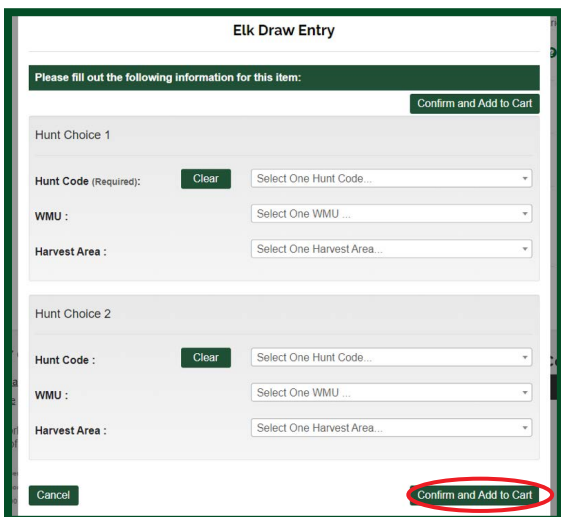
If you are creating a new group or entering as an individual, select **“Create New Group or Enter as an Individual.”** Go to step 3a.

If you are joining an existing group, enter the group number (the group number is listed on your group leader's sales receipt) and select **“Verify Group Number.”** Go to step 3b on page 2.



Step 3a

Choose your preferred hunt choice from the drop-down menu **“Hunt Choice 1”** (second hunt choice is optional). You must select **“Confirm and Add to Cart,”** then **“Checkout”** to ensure your draw entry has been added to the shopping cart before you complete your transaction.



Elk Draw Entry

Please fill out the following information for this item:

Group Number : Verify Group Number

Group Number : 1234567
 Hunter Number : 1
 Hunt Choice 1 :
 Hunt Code 100, WMU 57, Harvest Area 1
 Hunt Choice 2 :
 Hunt Code 101, WMU 57, Harvest Area 2

Confirm and Add to Cart

Cancel Create New Group or Enter as an Individual

Step 3b

Once the group number has been verified, the hunt choice(s) already chosen by the group leader will be displayed. You must select **"Confirm and Add to Cart,"** then **"Checkout"** to ensure your draw entry has been added to the shopping cart before you complete your transaction.



Make Your Payment

Please review your items.

Shopping Cart	Client Information
<p>Elk Draw Entry \$15.00</p> <p>Group Leader/Individual Draw Entry</p> <p>Hunter Number : 1</p> <p>Hunt Choice 1 : Hunt Code 100, WMU 57, Harvest Area 1</p> <p>Hunt Choice 2 : Hunt Code 101, WMU 57, Harvest Area 2</p> <hr/> <p>Service Fee(s) \$0.00</p> <p>Subtotal \$15.00</p> <p>HST \$1.95</p> <hr/> <p>Total \$16.95</p> <p style="text-align: right; background-color: #336633; color: white; padding: 5px; display: inline-block;">Continue Shopping</p>	<p>Name: JOE D HUNTER</p> <p>Date of Birth: 1979-01-01</p> <p>Mailing Address: 4South-300 Water St</p> <p>City: Peterborough</p> <p>Province: ON</p> <p>Postal Code: K9J 3C7</p> <p>Residency Type: Ontario Resident</p> <p>Email: joe.hunter@faws.mnrf</p> <p style="text-align: right; background-color: #336633; color: white; padding: 2px;">Update</p> <hr/> <p>Cards Accepted</p>
<p style="background-color: #336633; color: white; padding: 5px; text-align: center;">Billing Address</p> <p>Same as Client Mailing Address</p> <p>First Name : <input type="text"/> Middle Initial : <input type="text"/></p>	

Step 4

Confirm your hunt choices are correct and enter your credit card information. Next, select the **"checkbox"** to certify your information is true, and then select **"Complete Transaction."**

Once your transaction is complete, your sales receipt will automatically be sent to the email address on file. Please review and save your sales receipt listing your hunt choices and group number.

Draw results will be available beginning **August 1**. You can view your results by logging into your online account or by calling the automated phone line 1-800-288-1155. If you or a member of your group is successful in the draw, the elk licence will be available to purchase beginning August 1. The successful member of the group can print the elk tag starting the third Tuesday in August.

Sales Receipt

You can now print your products.

IMPORTANT INFORMATION FOR CLIENTS PRINTING TAGS AT HOME:
 Do not click "Print Product(s)" until you are ready to print, as this counts as your one opportunity to print your tag. You must be prepared to physically print your tag on your printer as soon as you click "Print Product(s)".

If you are printing now, a pdf will appear in a separate browser screen or tab after you select "Print Product(s)". You will need to follow the steps required by your browser (screen with the pdf showing) to print to your printer.

It is illegal to create or be in possession of a modified, copied or counterfeit tag. It is illegal to apply for, purchase or possess more than one licence or tag, unless specifically permitted (e.g. additional deer tag, second bear tag).

Items Purchased	Printing Instructions
<p>Elk Draw Entry \$15.00</p> <p>Group Number : 1234567</p> <p>Group Leader/Individual Draw Entry</p> <p>Hunter Number : 1</p> <p>Hunt Choice 1 : Hunt Code 100, WMU 57, Harvest Area 1 Hunt Choice 2 : Hunt Code 101, WMU 57, Harvest Area 2</p> <hr/> <p>Service Fee(s) \$0.00</p> <p>Subtotal \$15.00</p> <p>HST \$1.95</p> <hr/> <p>Total \$16.95</p>	<p>When you click on the Print Product(s) button, a page opens where you can view and print your purchased licences, permits or products.</p> <p>It is recommended that you check your printer to make sure it is fully operational and has paper loaded in it before you print your Licence Summary and/or Tag. You will only have one opportunity to print your game tag.</p> <p style="text-align: right; background-color: #336633; color: white; padding: 2px; display: inline-block;">Print Product(s)</p> <p style="text-align: right; background-color: #336633; color: white; padding: 2px; display: inline-block; margin-top: 5px;">Save Product(s)</p> <p style="text-align: right; background-color: #336633; color: white; padding: 2px; display: inline-block; margin-top: 5px;">Return to Home</p>

For help call the Natural Resources Information and Support Centre (NRISC) at 1-800-387-7011
 Learn more by visiting ontario.ca/huntingregulations.