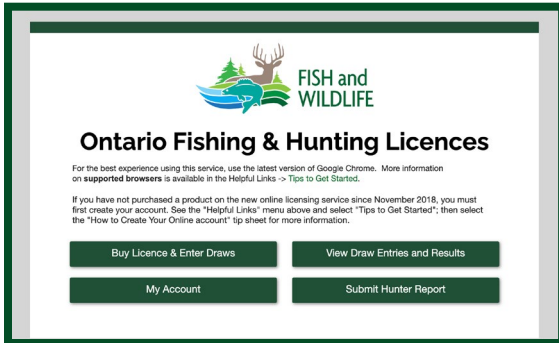


How to create your online account

Create your online account to purchase or renew your Outdoors Card, purchase a licence, apply to hunt big game, view application results, submit hunter reports and change your address from home or mobile device.



Step 1

Visit www.huntandfishontario.com

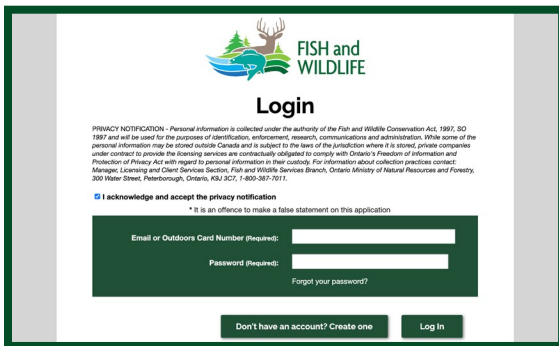
Select one of the four green buttons to begin. Each button takes you to the login page.

Step 2

You must accept the privacy notification before you begin.

Select **“Don't have an account? Create one.”**

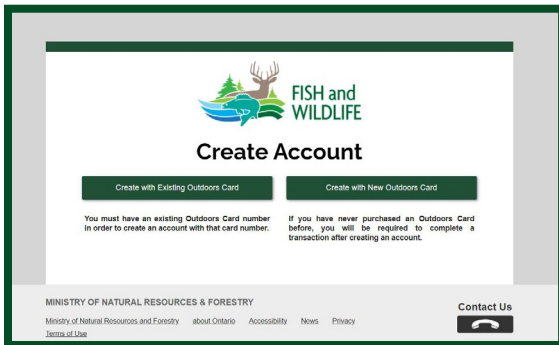
***Even if you have an Outdoors Card or have made an online purchase in the past, you will need to create a new online account during your first visit to the website.**



Step 3

Select **“Create with an Existing Outdoors Card”** or if you have don't have an Outdoors Card, select **“Create with New Outdoors Card.”**

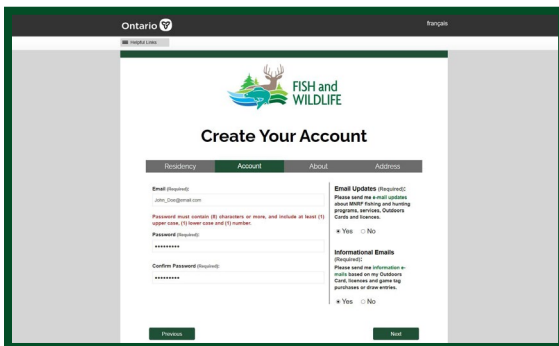
***If you do not know your postal/zip code that is on file from the last time you made a purchase, please call the NRISC at the number below.**



Step 4

Complete the required information. You will be asked to provide a valid email address.

***Each person must have their own unique email address.**



For help call the Natural Resources Information Support Centre (NRISC) at 1-800-387-7011. Learn more in the [Fishing](#) and [Hunting](#) Regulations Summaries

